

14"x58" Bollard Triangle Tower

Final file size.....46" x 59"
Viewable area.....42" x 58"

Each side viewable area.....14" x 58"
Each side safe area.....13" x 56.39"

Required DPI: 100 - 150

***NOTE: DELETE GUIDE LAYERS BEFORE SAVING**
See Design Specs guide for more information

Side Panel 1

Side Panel 2

Side Panel 3

Inside Tab: non-viewable area

non-viewable area





58.00"

56.39"

13.00"

14.00"

42.00"

Bleed Line 
Viewable Line 
Safety Line 

PRINTING & DISPLAY